

PRIVATE EQUITY PERFORMANCE IN 2022

ARE RISING YIELDS JEOPARDISING PRIVATE EQUITY?

Authors

JACQUES HENRY, CFA
jhenry@pictet.com

DJAAFAR ABALLECHE, CFA
daballeche@pictet.com

SUMMARY

- › Private-equity returns were broadly flat in the first quarter of 2022 (latest data available), dragged down somewhat by venture capital (VC).
- › The current innovation wave is fading and funding conditions are deteriorating, putting downward pressure on VC returns similar to that on the Nasdaq.
- › During market crises, private equity tends to decline less than listed equities.
- › Given generally rising bond yields, we expect the average interest rate paid to fund buyouts to converge toward the long-term average of 6.3%, slightly above the current 6%. In other words, we do not see the current rise in interest rates as a game changer for buyouts' performance.
- › At end-June 2022, the valuation of buyout deals measured by EV/EBITDA (Enterprise Value / Earnings before Interest Taxes Depreciation and Amortization) for global private equity stood at 12.7x. The potential valuation derating ranges between 5% and 10%.
- › Based on historical drawdown analysis, we expect VC to have recorded returns in the region of -12% to -15% in Q2 2022 and buyouts in the region of -10%.
- › Our 10-year expected return for global private equity stands at an annual average of 9.2% (in USD), i.e. a 3% return premium over the MSCI AC World index.

So far so good for Private Equity, but cracks are starting to appear in VC

In mid-July, Burgiss released its time-weighted returns (TWR) for Private Equity (both Buyout and Venture Capital) in Q1 22. While performance figures for private equity lag data for public equities by three or four months, we can use the latest TWR to help gauge the performance of private assets in Q2. (We also use TWR in our annual forecasts for long-term returns, with our latest forecast contained in [Horizon 2022](#)).

Private-equity returns were broadly flat in Q1, dragged down somewhat by global venture capital's (VC) -2.7%. This relative disappointment came after two outstanding years, with VC providing returns of 56% in 2020 (in USD) and 47% in 2021.

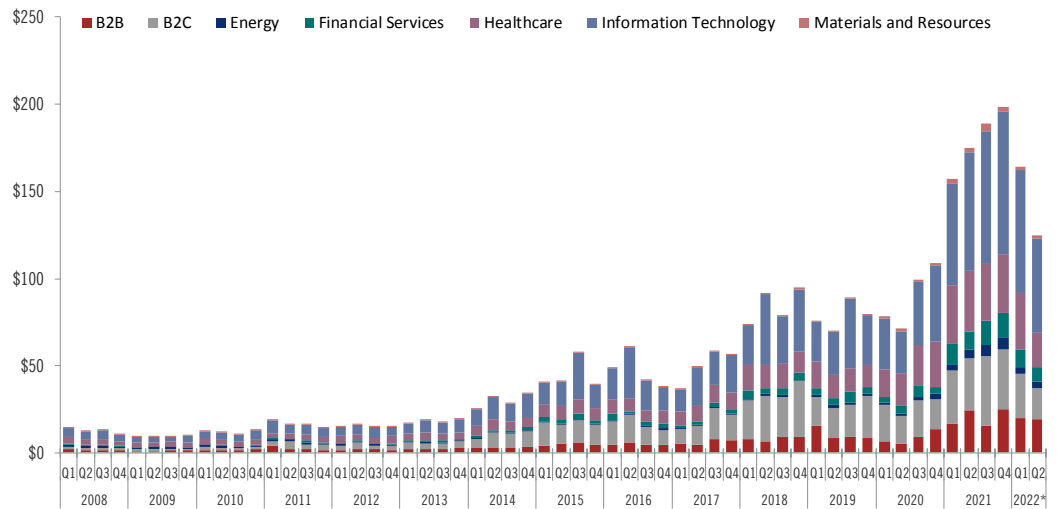
The Pitchbook database provides information on deal flows up to the end of June 2022. Interestingly, VC activity in value remained active in H1 at 290 USD bn to be compared with 332 USD bn in H1 2021, thus still close to twice the value prevailing in H1 2018 and H1 2019. It highlights that investors did keep investing in VC at a decent pace despite curbing in Q2-22

For illustrative purposes. Past performance should not be taken as a guide to or guarantee of future performance. Performances and returns may increase or decrease as a result of currency fluctuations. There can be no assurance that these projections, forecasts or expected returns will be achieved. The projection is not based on simulated past performance.

PRIVATE EQUITY PERFORMANCE IN 2022

ARE RISING YIELDS JEOPARDISING PRIVATE EQUITY?

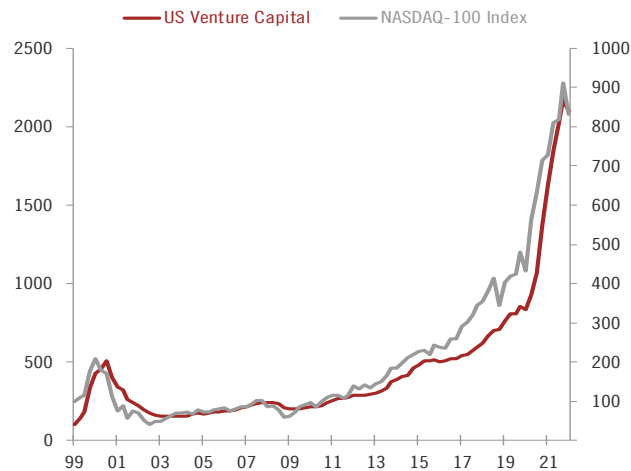
CHART 1: GLOBAL VC DEAL ACTIVITY (USD BN) BY SECTOR



Source: PWM-CIO Office & Macro Research, Pitchbook, 30.06.2022

VC's main interest is its link to innovation. As we outline in *Horizon 2022*, the current innovation wave is fading, putting pressure on VC returns. The Nasdaq 100 (which, like VC, is heavily tilted towards innovation), declined almost 30% in H1 22 when yield started to increase, suggesting further downside for VC when Q2 numbers become available.

CHART 2: HIGH CORRELATION BETWEEN US VENTURE CAPITAL AND THE NASDAQ 100 INDEX



Source: PWM-CIO Office & Macro Research, FactSet, Burgiss, 30.06.2022

For illustrative purposes. Past performance should not be taken as a guide to or guarantee of future performance. Performances and returns may increase or decrease as a result of currency fluctuations. There can be no assurance that these projections, forecasts or expected returns will be achieved. The projection is not based on simulated past performance.

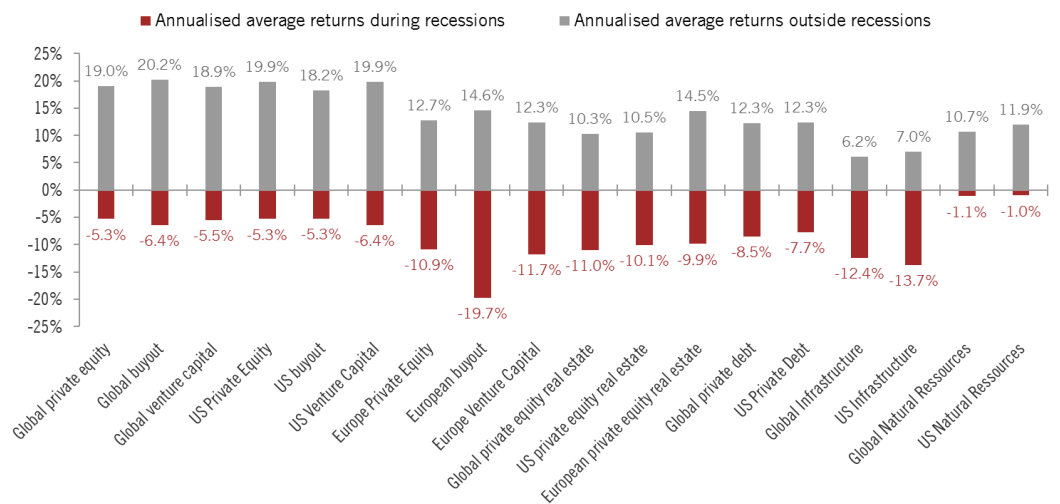
PRIVATE EQUITY PERFORMANCE IN 2022

ARE RISING YIELDS JEOPARDISING PRIVATE EQUITY?

Private and listed assets alike are sensitive to the economic cycle

Just like listed assets, private assets tend to perform best during economic booms and perform poorly during economic busts. Indeed, all private assets we track over the long term have posted negative returns during recessions and positive returns outside recessions, although with some notable differences. In the case of global private equity, the annualised average quarterly return during recessions stands at -5.3% and a stellar 19% outside recessions.

CHART 3: ANNUALISED AVERAGE RETURNS FOR PRIVATE ASSETS DURING AND OUTSIDE RECESSIONS, 1980-2022



Source: PWM-CIO Office & Macro Research, Burgiss, 31.03.2022

How does private equity behave during public-equity drawdowns?

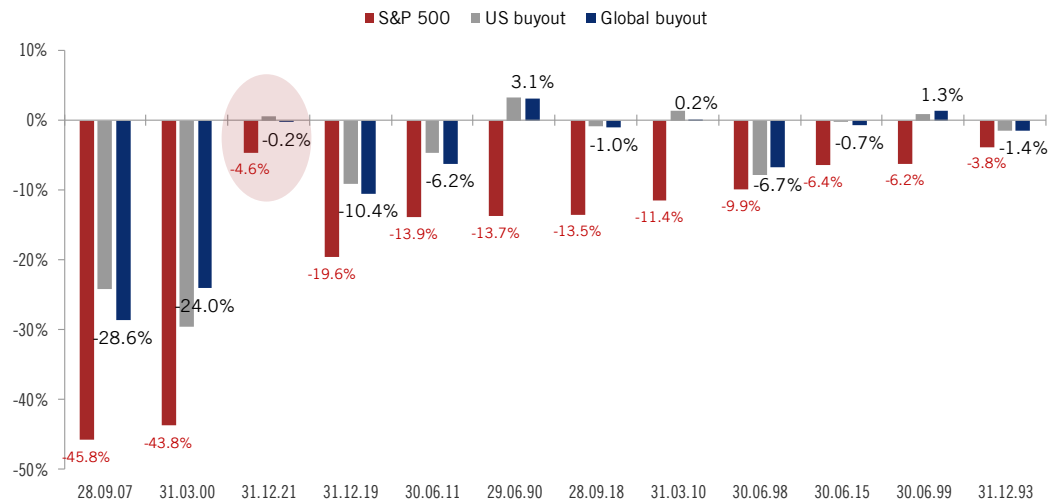
Analysing the quarterly performance of the S&P 500 against US and global buyouts suggests that private equities tend to post smaller drawdowns than blue-chip indices during times of market stress.

For illustrative purposes. Past performance should not be taken as a guide to or guarantee of future performance. Performances and returns may increase or decrease as a result of currency fluctuations. There can be no assurance that these projections, forecasts or expected returns will be achieved. The projection is not based on simulated past performance.

PRIVATE EQUITY PERFORMANCE IN 2022

ARE RISING YIELDS JEOPARDISING PRIVATE EQUITY?

CHART 4: QUARTERLY DRAWDOWNS FOR THE S&P 500 VS. US AND GLOBAL BUYOUTS



Source: PWM-CIO Office & Macro Research, Pitchbook, 31.03.2022

Our analysis, based on beta and drawdown ratios during the dotcom bust of 2001 and the global financial crisis of 2008-2009, suggests that over the first six months of 2022, US buyouts may have returned between -10% and -14%, compared to -20% for the S&P 500. Global buyouts may have returned between -9.5% and -12% against -20.3% for the MSCI AC World over the same period. US and global venture capital may have fallen between -12% and -20% in H1 22 against -29% for the Nasdaq 100 index.

What is the link between yields and buyouts?

Buyouts, which account for over half of private-equity assets, use leverage to fund company takeovers. Financial leverage is the most important factor explaining private equity's superior returns over listed markets. The share of debt in financing buyouts has ranged between 44% and 60% over the past 20 years, with a median at 52%. In 2021, debt accounted for a historically quite low 44% of global private-equity financing, increasing to 50% this year (but still far from the peak reached in 2006).

Buyout debt tends to be fully priced at floating rates that are reset periodically. According to Pitchbook figures, the average yield paid on this debt has been relatively stable since 2010, at around 6%. There is a positive but low correlation between the rate paid on buyout debt and US high yield, but the yield on buyout debt tends to be more stable (see chart 6). The recent increase in yields in the US could push the funding rate for US buyouts back to their long-term average of around 6.3%, slightly above the current 6% rate. Thus, while not as favourable as before, we are not convinced that rising market interest rates will fundamentally change the landscape for buyouts.

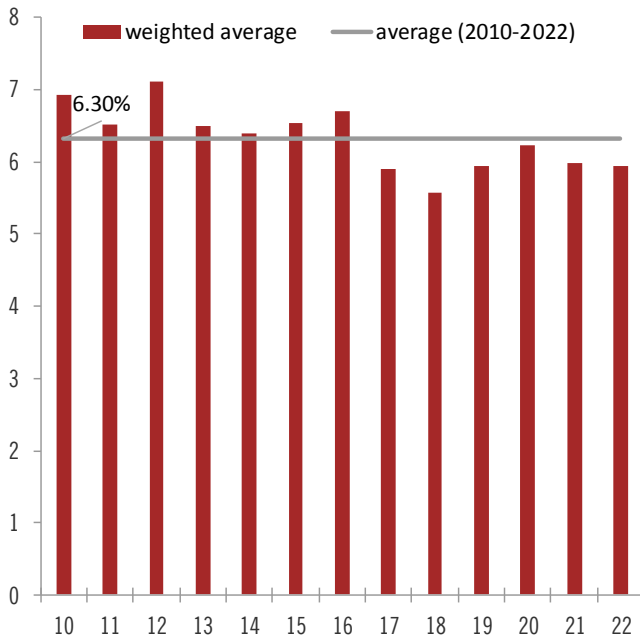
In large part, this is because debt maturity schedules show that debt expected to mature by end-2023 is mainly driven by 2016-2018 vintages (the year in which private-equity funds make their initial investments).

For illustrative purposes. Past performance should not be taken as a guide to or guarantee of future performance. Performances and returns may increase or decrease as a result of currency fluctuations. There can be no assurance that these projections, forecasts or expected returns will be achieved. The projection is not based on simulated past performance.

PRIVATE EQUITY PERFORMANCE IN 2022

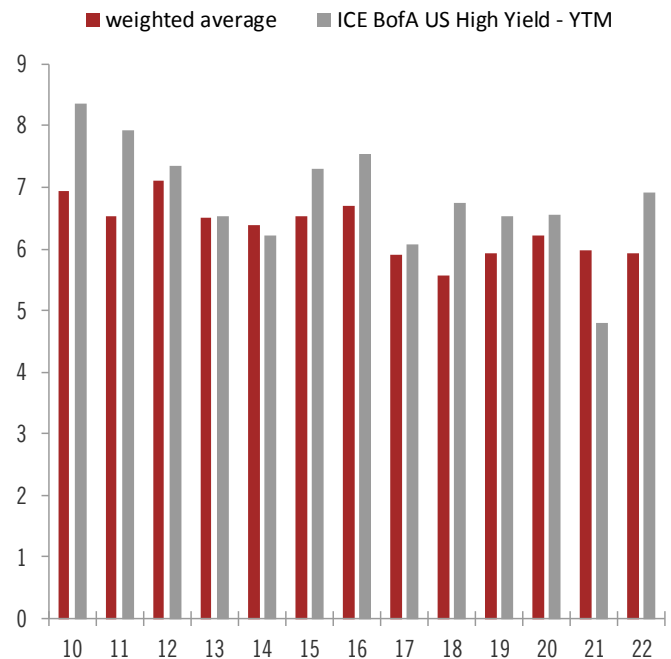
ARE RISING YIELDS JEOPARDISING PRIVATE EQUITY?

CHART 5A: BUYOUT FINANCING COST—WEIGHTED AVERAGE FLOATING RATES (US), 2010-2022



Source: PWM-CIO Office & Macro Research, Pitchbook, 30.06.2022

CHART 6: BUYOUT FINANCING COST—WEIGHTED AVERAGE FLOATING RATES VS. US HIGH YIELD YTM, 2010-2022



Source: PWM-CIO Office & Macro Research, Pitchbook, 30.06.2022

Valuations: listed and private markets compared

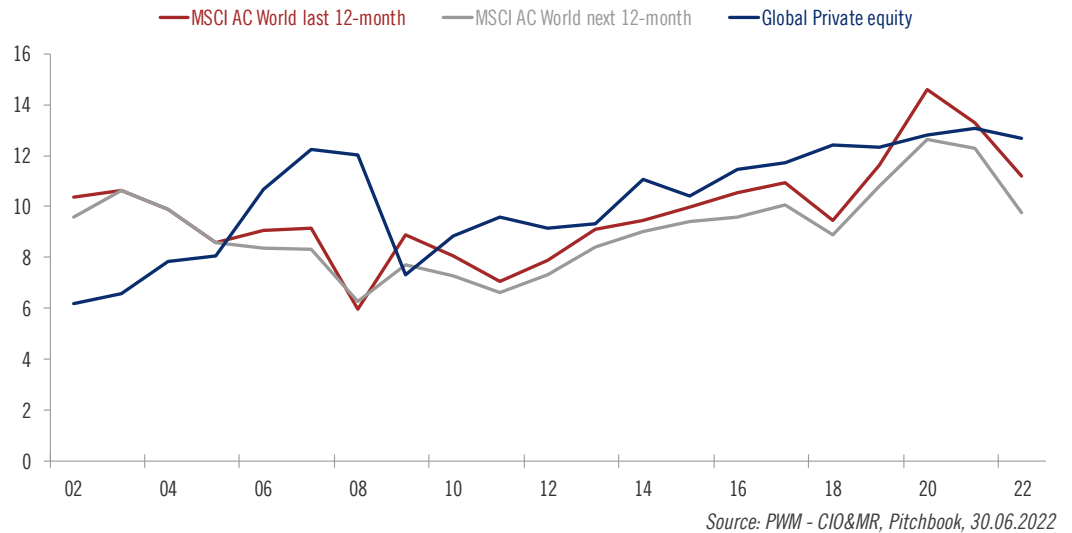
Since 2005, valuations for private equity have been higher than for listed equities. But whereas valuations for public equities skyrocketed during and after the pandemic, they have held broadly steady for private equity. At end- June 2022, the enterprise value (EV)/EBITDA (earnings before interest, taxes, depreciation & amortisation), a common valuation multiple, stood at 12.7x for global private equity. Assuming the valuation premium for private equity reverts back to its long-term median would lead to a multiple compression of around 5%. A tougher scenario where valuation should converge back to levels on listed markets should lead to a 12% derating. Overall, in the most realistic scenario and taking into account the slide in financial markets in the first half of this year, private-equity valuations could sink by 5-10%. The large increase in private-equity valuations in the US in Q2 means that market has to be watched especially closely (although the small number of new deals coming on streams limits concerns for the moment).

For illustrative purposes. Past performance should not be taken as a guide to or guarantee of future performance. Performances and returns may increase or decrease as a result of currency fluctuations. There can be no assurance that these projections, forecasts or expected returns will be achieved. The projection is not based on simulated past performance.

PRIVATE EQUITY PERFORMANCE IN 2022

ARE RISING YIELDS JEOPARDISING PRIVATE EQUITY?

CHART 7: EV/EBITDA PUBLIC VS PRIVATE EQUITIES



Conclusion

Buyouts by nature use debt to fund company takeovers. While the yield on long-term sovereign bonds has often been suppressed, the yield paid on buyout debt has always been fairly high. Therefore, while the recent increase in funding costs is not positive for buyouts' performance, it is not a game changer either.

After the sell-off in public equities, we expect Q2 returns for private equity (due to be released at the end of September) will be weak. VC may suffer the most, returning -12% to -15% according to our estimates, whereas buyouts could return -10%. These estimates are based on combining historical data from previous equity drawdowns with simulations of possible valuation deratings.

Investing in private equity requires a long-term investment horizon. The returns from private equity have been outstanding in the past, and while they are expected to decline somewhat, they should continue to outpace returns from public equities, particularly over the long term. In *Horizon 2022*, we calculate that private equity and venture capital will each offer an average annual return of 9.2% (in USD) over the next 10 years—down from the 15% annual return that could have been expected a decade ago, but still a nice 3% return premium over the MSCI AC World index.

For illustrative purposes. Past performance should not be taken as a guide to or guarantee of future performance. Performances and returns may increase or decrease as a result of currency fluctuations. There can be no assurance that these projections, forecasts or expected returns will be achieved. The projection is not based on simulated past performance.

DISCLAIMERS

STOXX Limited ("STOXX") is the source of Stoxx 600 and of Euro Stoxx and the data comprised therein. STOXX has not been involved in any way in the creation of any reported information and does not give any warranty and excludes any liability whatsoever (whether in negligence or otherwise) – including without limitation for the accuracy, adequateness, correctness, completeness, timeliness, and fitness for any purpose – with respect to any reported information or in relation to any errors, omissions or interruptions in the Stoxx indices mentioned on this document or its data. Any dissemination or further distribution of any such information pertaining to STOXX is prohibited."

ICE-BofA Merrill Lynch. The index data referenced herein is the property of ICE Data Indices, LLC, its affiliates ("ICE Data") and/or its Third Party Suppliers and has been licensed for use by Pictet. ICE Data and its Third Party Suppliers accept no liability in connection with its use.

NYSE Euronext. All rights in the NYSE Euronext indices and/or the NYSE Euronext index trademarks vest in NYSE Euronext and/or its licensors. Neither NYSE Euronext nor its licensors accept any liability for any errors or omissions in the NYSE Euronext indices or underlying data. No further distribution of NYSE Euronext data and/or usage of NYSE Euronext index trademarks for the purpose of creating and/or operating a financial product is permitted without NYSE Euronext's express written consent."

Bloomberg Index Services Limited.

"SIX Swiss Exchange AG ("SIX Swiss Exchange") is the source of SMI_SPI and the data comprised therein. SIX Swiss Exchange AG ("SIX Swiss Exchange") is the source of SMI_SPI and the data comprised therein. SIX Swiss Exchange has not been involved in any way in the creation of any reported information and does not give any warranty and excludes any liability whatsoever (whether in negligence or otherwise) – including without limitation for the accuracy, adequateness, correctness, completeness, timeliness, and fitness for any purpose – with respect to any reported information or in relation to any errors, omissions or interruptions in the SMI_SPI or its data. Any dissemination or further distribution of any such information pertaining to SIX Swiss Exchange is prohibited.

The MSCI information may only be used for your internal use, may not be reproduced or disseminated in any form and may not be used as a basis for or a component of any financial instruments or products or indices. None of the MSCI information is intended to constitute investment advice or a recommendation to make (or refrain from making) any kind of investment decision and may not be relied on as such. Historical data and analysis should not be taken as an indication or guarantee of any future performance analysis, forecast or prediction. The MSCI information is provided on an "as is" basis and the user of this information assumes the entire risk of any use made of this information. MSCI, each of its affiliates and each other person involved in or related to compiling, computing or creating any MSCI information (collectively, the "MSCI Parties") expressly disclaims all warranties (including, without limitation, any warranties of originality, accuracy, completeness, timeliness, non-infringement, merchantability and fitness for a particular purpose) with respect to this information. Without limiting any of the foregoing, in no event shall any MSCI Party have any liability for any direct, indirect, special, incidental, punitive, consequential (including, without limitation, lost profits) or any other damages. (www.msci.com).

@ 2021, Markit Economics Limited. All rights reserved and all Intellectual property rights retained by "Markit Economics Limited." or as may be notified by Markit to Pictet from time to time.

The TOPIX Index Value and the TOPIX Marks are subject to the proprietary rights owned by Tokyo Stock Exchange, Inc. and Tokyo Stock Exchange, Inc. owns all rights and know-how relating to the TOPIX such as calculation, publication and use of the TOPIX Index Value and relating to the TOPIX Marks. No Product is in any way sponsored, endorsed or promoted by Tokyo Stock Exchange, Inc.

Distributors: Banque Pictet & Cie SA, Route des Acacias 60, 1211 Geneva 73, Switzerland and Pictet & Cie (Europe) SA, 15A, avenue J. F. Kennedy, L-1855 Luxembourg/B.P. 687 L-2016 Luxembourg.

Banque Pictet & Cie SA is established in Switzerland, exclusively licensed under Swiss Law and therefore subject to the supervision of the Swiss Financial Market Supervisory Authority (FINMA).

Pictet & Cie (Europe) SA is established in Luxembourg, authorized and regulated by the Luxembourg Financial Authority, Commission de Surveillance du Secteur Financier.

This marketing communication is not intended for persons who are citizens of, domiciled or resident in, or entities registered in a country or a jurisdiction in which its distribution, publication, provision or use would violate current laws and regulations.

The information, data and analysis furnished in this document are disclosed for information purposes only. They do not amount to any type of recommendation, either general or tailored to the personal circumstances of any person. Unless specifically stated otherwise, all price information is indicative only. No entity of the Pictet Group may be held liable for them, nor do they constitute an offer or an invitation to buy, sell or subscribe to securities or other financial instruments. The information contained herein is the result neither of financial analysis within the meaning of the Swiss Bankers Association's Directives on the Independence of Financial Research, nor of investment research for the purposes of the relevant EU MiFID provisions. All information and opinions expressed in this document were obtained from sources believed to be reliable and in good faith, but no representation or warranty, express or implied, is made as to its accuracy or completeness.

Except for any obligations that any entity of the Pictet Group might have towards the addressee, the addressee should consider the suitability of the transaction to individual objectives and independently assess, with a professional advisor, the specific financial risks as well as legal, regulatory, credit, tax and accounting consequences.

Furthermore, the information, opinions and estimates in this document reflect an evaluation as of the date of initial publication and may be changed without notice. The Pictet Group is not under any obligation to update or keep current the information contained herein. In case this document refers to the value and income of one or more securities or financial instruments, it is based on rates from the customary sources of financial information that may fluctuate. The market value of financial instruments may vary on the basis of economic, financial or political changes, currency fluctuations, the remaining term, market conditions, the volatility and solvency of the issuer or the benchmark issuer. Some investments may not be readily realizable since the market in the securities can be illiquid. Moreover, exchange rates may have a positive or negative effect on the value, the price or the income of the securities or the related investments mentioned in this document. When investing in emerging countries, please note that the political and economic situation in those countries is significantly less stable than in industrialized countries. They are much more exposed to the risks of rapid political change and economic setbacks.

Past performance must not be considered an indicator or guarantee of future performance, and the addressees of this document are fully responsible for any investments they make. No express or implied warranty is given as to future performance. Moreover, forecasts are not a reliable indicator of future performance. The content of this document can only be read and/or used by its addressee. The Pictet Group is not liable for the use, transmission or exploitation of the content of this document. Therefore, any form of reproduction, copying, disclosure, modification and/or publication of the content is under the sole liability of the addressee of this document, and no liability whatsoever will be incurred by the Pictet Group. The addressee of this document agrees to comply with the applicable laws and regulations in the jurisdictions where they use the information reproduced in this document.

This document is issued by Banque Pictet & Cie SA. This publication and its content may be cited provided that the source is indicated. All rights reserved. Copyright 2022.

Distributor: Pictet & Cie (Europe) S.A., London branch (“Pictet London Branch”)

This is a marketing communication distributed by Pictet London Branch.

This document sets forth neither a personal recommendation tailored to the needs, objectives and financial situation of any individual or company (investment advice as defined in the Financial Conduct Authority’s Handbook of rules and guidance (the “FCA Handbook”)), nor the results of investment research within the meaning of the FCA Handbook. Moreover, it does not constitute an offer, or an invitation to buy, sell or subscribe to securities or other financial instruments, nor is it meant as a proposal for the conclusion of any type of agreement. Furthermore, this document should not be considered a suitability report as Pictet London Branch has not received all the necessary information on the recipient to complete its suitability assessment that covers the recipient’s knowledge and experience, tolerance to risk, investment needs and the recipient’s ability to absorb financial risk. Should its addressee decide to proceed to any transaction in relation to a financial product referred to herein, this will be in his sole responsibility, and the suitability/appropriateness of the transaction and other financial, legal and tax aspects should be assessed by an expert.

Any information contained in this document is disclosed for information purposes only, and neither the producer nor the distributor can be held liable for any fluctuation of the price of the securities. No express or implied warranty is given as to future performance. The opinions expressed reflect an objective evaluation of information available to the general public, such as rates from customary sources of financial information. The market value of securities mentioned may vary on the basis of economic, financial or political changes, the remaining term, market conditions, the volatility and solvency of the issuer or the benchmark issuer. Moreover, exchange rates may have a positive or negative effect on the value, the price or the income of the securities or the related investments mentioned in this document. It is also expressly noted that forecasts are not a reliable indicator of future performance, while past performance is not a reliable indicator of future results.

You shall only take investment decisions when you fully understand the relevant financial product and the involved risks. In particular, the relevant product documentation (such as the issuance program, final terms, prospectus, simplified prospectus and key (investor) information document), as well as Appendix 4: Risk Warnings Relating to Trading in Financial Instruments of the Terms and Conditions of Pictet London Branch, shall be read. Structured products are complex financial products and involve a **high** degree of risk. The value of structured products depends not only on the performance of the underlying asset(s), but also on the credit rating of the issuer. Furthermore, the investor is exposed to the risk of default of the issuer/guarantor.

In respect of any product documentation, including key information documents of Packaged Retail and Insurance-based Investment Products (“KIDs”) and key investor information documents of Undertakings for Collective Investment in Transferable Securities (“KIIDs”), please note that these may change without notice. You should therefore ensure that you review the latest version of them prior to confirming to Pictet London your decision to invest. If you have been provided with a link to access the respective KID/KIID/other product document, you should therefore click on the link immediately before confirming to Pictet London Branch your decision to invest, in order to review the most recent version of the respective KID/KIID/other product document. If you have not been provided with a link to access the relevant document, or if you are in any doubt as to what the latest version of the respective KID/KIID/other product document is, or where it can be found, please ask your usual Pictet London Branch contact.

Pictet London Branch is not the manufacturer of the product(s) and the KID/KIID/other product document is provided by a third party. The KID/KIID/other product document is obtained from sources believed to be reliable. Pictet London Branch does not make any guarantee or warranty as to the correctness and accuracy of the data contained in the KID/KIID/other product document. Pictet London Branch may not be held liable for an investment decision or other transaction made based on reliance on, or use of, the data contained in the KID/KIID/other product document.

By subscribing to the product(s) proposed herein, you acknowledge that you have (i) received, in good time, read and understood any relevant documentation linked to the product(s), including, as the case may be, the respective KID/KIID/other product document; (ii) taken note of the product(s) restrictions; and (iii) meet the applicable subjective and objective eligibility conditions to invest in the product(s).

Pictet London Branch may, if necessary, rely on these acknowledgements and receive your orders, to transmit them to another professional, or to execute them, according to the relevant clauses of your mandate, as well as the Terms and Conditions of Pictet London Branch.

The content of this document shall only be read and/or used by its addressee. Any form of reproduction, copying, disclosure, modification and/or publication in any form or by any means whatsoever is not permitted without the prior written consent of Pictet London Branch and no liability whatsoever will be incurred by Pictet London Branch. The addressee of this document agrees to comply with the applicable laws and regulations in the jurisdictions where they use the information provided in this document.

Pictet London Branch is a branch of Pictet & Cie (Europe) S.A.. Pictet & Cie (Europe) S.A. is a société anonyme (public limited liability company) incorporated in Luxembourg and registered with the Luxembourg Registre de Commerce et des Sociétés (RCS no. B32060). Its head office is at 15A, avenue J.F. Kennedy, L-2016 Luxembourg. Pictet London Branch is registered as a UK establishment with Companies House (establishment number BR016925) and its UK establishment office address is Stratton House 6th Floor, London, 5 Stratton Street, W1J 8LA.

Authorised and regulated by the Commission de Surveillance du Secteur Financier. Deemed authorised by the Prudential Regulation Authority. Subject to regulation by the Financial Conduct Authority and limited regulation by the Prudential Regulation Authority. Details of the Temporary Permissions Regime, which allows EEA-based firms to operate in the UK for a limited period while seeking full authorisation, are available on the Financial Conduct Authority’s website.

Distributors: Bank Pictet & Cie (Asia) Ltd (“BPCAL”) in Singapore and/or Banque Pictet & Cie SA, Hong Kong Branch (“Pictet HK Branch”) in Hong Kong.

The information, tools and material presented in this document are provided for information purposes only and are not to be used or considered as an offer, an invitation to offer or solicitation to buy, sell or subscribe for any securities, commodities, derivatives, (in respect of Singapore only) futures, or other financial instruments (collectively referred to as “Investments”) or to enter into any legal relations, nor as advice or recommendation with respect to any Investments. This document is intended for general circulation and

it is not directed at any particular person. This document does not have regard to the specific investment objectives, financial situation and/or the particular needs of any recipient of this document. Investors should seek independent financial advice regarding the appropriateness of investing in any Investments or adopting any strategies discussed in this document, taking into account the specific investment objectives, financial situation or particular needs of the investor, before making a commitment to invest.

BPCAL/Pictet HK Branch has not taken any steps to ensure that the Investments referred to in this document are suitable for any particular investor, and accepts no fiduciary duties to any investor in this regard, except as required by applicable laws and regulations. Furthermore, BPCAL/Pictet HK Branch makes no representations and gives no advice concerning the appropriate accounting treatment or possible tax consequences of any Investment. Any investor interested in buying or making any Investment should conduct its own investigation and analysis of the Investment and consult with its own professional adviser(s) as to any Investment including the risks involved.

This document is not to be relied upon in substitution for the exercise of independent judgment. The value and income of any Investment mentioned in this document may fall as well rise. The market value may be affected by, amongst other things, changes in economic, financial, political factors, time to maturity, market conditions and volatility, and the credit quality of any issuer or reference issuer. Furthermore, foreign currency rates of exchange may have a positive or adverse effect on the value, price or income of any Investment mentioned in this document. Accordingly, investors must be willing and able to assume all risks and may receive back less than originally invested.

Past performance should not be taken as an indication or guarantee of future performance and no representation or warranty, expressed or implied, is made by BPCAL/Pictet HK Branch regarding future performance.

This document does not constitute the investment policy of BPCAL/Pictet HK Branch, or an investment recommendation, and merely contains the different assumptions, views and analytical methods of the analysts who prepared them. Furthermore, the information, opinions and estimates expressed herein reflect a judgment at its original date of publication and are subject to change without notice and without any obligation on BPCAL/Pictet HK Branch to update any of them. BPCAL/Pictet HK Branch may have issued or distributed other reports or documents that are inconsistent with, and reach different conclusions from, the information presented in this document.

While the information and opinions presented herein are from sources believed to be reliable, BPCAL/Pictet HK Branch is not able to, and do not make any representation or warranty as to its accuracy or completeness. Accordingly, BPCAL/Pictet HK Branch accepts no liability for loss arising from the use of or reliance on this document presented for information purposes only. BPCAL/Pictet HK Branch reserves the right to act upon or use any of the information in this document at any time, including before its publication herein.

BPCAL/Pictet HK Branch and its affiliates (or employees thereof) may or may not have long or short positions in, and buy or sell, or otherwise have interest in, any of the Investments mentioned herein, and may or may not have relationships with the issuers of or entities connected with Investments mentioned in this document. BPCAL/Pictet HK Branch and their affiliates (or employees thereof) may act inconsistently with the information and/or opinions presented in this document.

The information used to prepare this document and/or any part of such information, may have been provided or circulated to employees and/or one or more clients of BPCAL/Pictet HK Branch before this document was received by you and such information may have been acted upon by such recipients or by BPCAL/Pictet HK Branch.

This document is provided solely for the information of the intended recipient only and should not be reproduced, published, circulated or disclosed in whole or in part to any other person without the prior written consent of BPCAL/Pictet HK Branch.

Singapore

This document is not directed to, or intended for distribution, publication to or use by, persons who are not accredited investors, expert investors or institutional investors as defined in section 4A of the Securities and Futures Act (Cap. 289 of Singapore) ("SFA") or any person or entity who is a citizen or resident of or located in any locality, state, country or other jurisdiction where such distribution, publication, availability or use would be contrary to law or regulation or would subject BPCAL and any of its affiliates or related corporations to any prospectus or registration requirements.

BPCAL is a wholesale bank regulated by the Monetary Authority of Singapore ("MAS") under the Banking Act Cap. 50 of Singapore, an exempt financial adviser under the Financial Advisers Act Cap. 110 of Singapore ("FAA") and an exempt capital markets licence holder under the SFA. Please contact BPCAL in Singapore in respect of any matters arising from, or in connection with this document.

Hong Kong

This document is not directed to, or intended for distribution, publication to or use by, persons who are not "professional investors" within the meaning of the Securities and Futures Ordinance (Chapter 571 of the Laws of Hong Kong) and any rules made thereunder (the "SFO") or any person or entity who is a citizen or resident of or located in any locality, state, country or other jurisdiction where such distribution, publication, availability or use would be contrary to law or regulation or would subject Pictet HK Branch and any of its affiliates or related corporations to any prospectus or registration requirements. If you do not want Pictet HK Branch to use your personal information for marketing purposes, you can request Pictet HK Branch to stop doing so without incurring any charge to you. In distributing investment products as agents for third party service providers, Pictet HK Branch is an agent of the third party service provider and the product is a product of the third party service provider but not Pictet HK Branch. In respect of an eligible dispute (as defined in the Terms of Reference for the Financial Dispute Resolution Centre in relation to the Financial Dispute Resolution Scheme) arising between Pictet HK Branch and you out of the selling process or processing of the related transaction, Pictet HK Branch is required to enter into a Financial Dispute Resolution Scheme process with you; however any dispute over the contractual terms of the product should be resolved between directly the third party service provider and you.

Banque Pictet & Cie SA is a limited liability company incorporated in Switzerland. It is an authorized institution within the meaning of the Banking Ordinance and a registered institution (CE No.: BMG891) under the SFO carrying on Type 1 (dealing in securities), Type 4 (advising on securities) and Type 9 (asset management) regulated activities. The registered address of Pictet HK Branch is 9/F., Chater House, 8 Connaught Road Central, Hong Kong.

Warning: The contents of this document have not been reviewed by any regulatory authority in Hong Kong. You are advised to exercise caution in relation to the offer. If you are in any doubt about any of the contents of this document, you should obtain independent professional advice. Please contact Pictet HK Branch in Hong Kong in respect of any matters arising from, or in connection with this document.

Distributor: Pictet Bank & Trust Limited, where registered office is located at Building 1, Bayside Executive Park, West Bay Street & Blake Road, Nassau, New Providence, The Bahamas.

The document is not directed to, or intended for distribution or publication to or use by persons who are not Accredited Investors (as defined in the Securities Industry Regulations, 2012) and subject to the conditions set forth in the Securities Industry Regulations, 2012 or to any person or entity who is a citizen or resident of or located in any locality, state,

country or other jurisdiction where such distribution, publication, availability or use would be contrary to law or regulation or would subject Pictet Bank & Trust Limited to a ny prospectus or registration requirements. Pictet Bank & Trust Limited is incorporated in The Bahamas with limited liability. It is a bank and trust company that is licensed in accordance with the Banks and Trust Companies' Regulation Act and is regulated by the Central Bank of The Bahamas. Additionally, Pictet Bank & Trust Limited is registered with the Securities Commission of The Bahamas as a Broker Dealer II and is approved to (i) Deal in Securities 1.(a) & (c); (ii) Arrange Deals in securities; (iii) Manage Securities; (iv) Advise on Securities.

Warning: The content of this document has not been reviewed by any regulatory authority in The Bahamas. You are, therefore, advised to exercise caution when processing the information contained herein. If you are in any doubt about any of the content of this document, you should obtain independent professional advice.